



CUSTOM SLIDING DOORS

SLIM LINE LUXURY  
SLIDING DOORS

 VistaView  
BY ALDORA

# THE BEAUTY IS IN THE DETAILS





For the ultimate grand view, the Slim Line sliding door offers uninterrupted sights featuring a 1.25- inch sightline and front-line view of only 1 inch. An ultra-thin interlock system provides less unobstructed views with effortless operation while providing the same design pressure as our standard sliding door model. These doors deliver full strength and functionality with an easy-to-use, lightweight feel.



## FEATURES

- 9/16" thick single-glazed glass or 1" thick insulated-laminated glass
- Low sill riser of 1.75"
- Ultra-thin front line view of 1"
- 60" x 120" max panel size
- Non-pocket and pocket options
- +85/-105 PSF Design Pressures

## FINISHES

- |   |                    |
|---|--------------------|
|  | Aldora White       |
|  | Flat Black         |
|  | Bermuda Bronze     |
|  | Customized Options |

## BUILDING CODE STANDARDS

Our Custom Sliding Doors meet rigorous building code standards.

- Florida Building Code



[HTTPS://WWW.VISTAVIEWWINDOWS.COM/PRODUCTS/SLIM-LINE-SLIDING-DOORS/](https://www.vistaviewwindows.com/products/slim-line-sliding-doors/)

4270 CORAL RIDGE DRIVE, SUITE 100, CORAL SPRINGS, FL 33065 | 954.784.6900